















10/2019

Mod: 046D/6

Production code: 917461

| | | | |
|---|---|-------------|--|
|  | Model | 046D/6 |  |
| | Code Production | 917461 | |
| | Interface: | | |
| |  | | |
|  | Overall Dimension (Width-Depth-Height) *open | mm | 525x555(895*)x715 |
| | Packaging Dimension (WxDxH) | mm | 640x580x870 |
| | Gross weight | Kg | 49 |
| | Net weight | Kg | 43 |
| | Volume | mc | 0,37 |
|  | Rack size | mm | 450x450 |
| | Max door /hood opening | mm | 300 |
| | Max glasses/plate Height | mm | 280/280 |
| | General construction | | single skin |
| | Door/hood Construction | | double skin |
|  | Tank construction | | welded |
| | Tank volume | liter | 14 |
| | Tank heating element | W | 600 |
| | Tank surface strainers | | Yes -composite |
|  | Wash pump type | | double flow |
| | Wash pump power | W | 200 |
| | Wash temperature | °C | 60 |
|  | Boiler type | | pressurized |
| | Boiler volume | liter | 2,6 |
| | Back-flow system | | valve |
| | Boiler heating element | W | 2600 |
|  | Rinse booster pump | | NO |
| | Rinse booster pump power | W | - |
| | Rinse temperature | °C | 65 |
| | Rinse water consumption | Liter /rack | 2,0 |
| | Optimal external water pressure | bar | 2 - 4 |
|  | Drain system | | overflow |
| | Drain pump | | KIT (DPS-LB/5) |
|  | Rinse aid dispenser | peristaltic | YES |
| | Detergent dispenser | peristaltic | KIT (DD-LVB/3) |
|  | Wash cycle | sec | 120 |
| | Special cycle | programs | - |
| | Self cleaning cycle | | YES |
|  | Electric Power | W | 3.500 |
| | Electric Connection | V - ph - Hz | 230V 1N 50Hz |
| | Fuse | A | 16 |
| | Water softner | | NO |
|  | Plates racks | | YES |
| | Flat Rack | | YES |
| | Cutterly Rack | | YES |
| | Electric cable | n°1 | YES |
| | Drain hose | n°1 | YES |
| | Fill hose | n°1 | YES |

