11/2016

Mod: EDI/PLCD4

Production code: 65/40 FTE-CR-D

Diamond
catering equipment

Mod.	kW	Volt	Ampere	Hz	Cable	NOTE
60/30 FT...E-D	3	380-415V 3N	5	50-60	5G1mm²	
60/30 FT...E-CR-D	3	380-415V 3N	5	50-60	5G1mm²	
65/40 FT...E-D	4,5	380-415V 3N	7	50-60	5G1,5mm²	
65/40 FT...E-CR-D	4,5	380-415V 3N	7	50-60	5G1,5mm²	

Mod.	kW	Volt	Ampere	Hz	Cable	NOTE
60/60 FT...E-D	3 (x2)	380-415V 3N	5 (x2)	50-60	5G1mm² (x2)	
60/60 FT...E-CR-D	3 (x2)	380-415V 3N	5 (x2)	50-60	5G1mm² (x2)	
65/70 FT...E-D	4,5 (x2)	380-415V 3N	7 (x2)	50-60	5G1,5mm² (x2)	
65/70 FT...E-CR-D	4,5 (x2)	380-415V 3N	7 (x2)	50-60	5G1,5mm² (x2)	

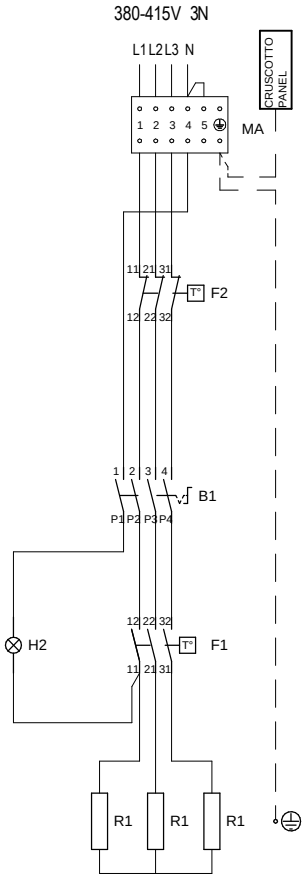

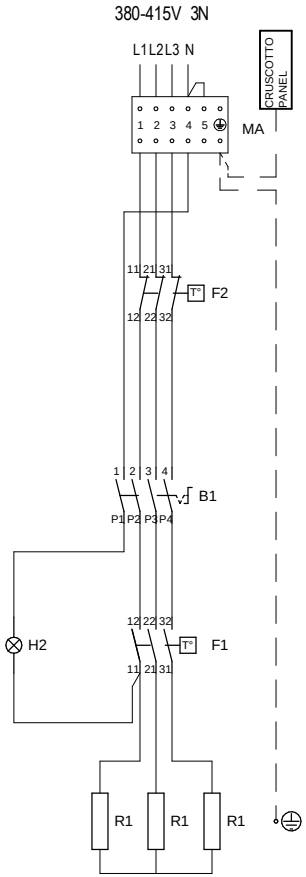

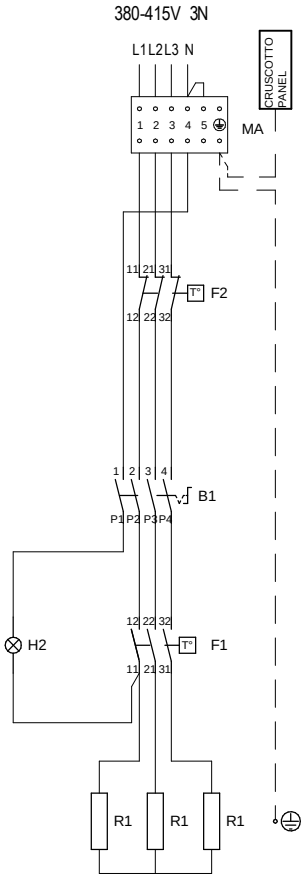

B1	INTERRUTTORE _ SWITCH _ INTERRUPTEUR _ SCHALTER _ INTERRUPTOR
F1	TERMOSTATO _ THERMOSTAT TERMÓSTATO
F2	TERMOSTATO SICUREZZA _ THERMOSTAT DE SECURITE SAFETY THERMOSTAT _ TEMPERATURBEGRENZER _ TERMÓSTATO DE SEGURIDAD
H2	LAMPADA SPIA ARANCIO _ LAMPE TEMOIN ORANGE _ ORANGE INDICATOR LIGHT _ ORANGE KONTROLLAMPE _ INDICADOR LUMINOSO NARANJA

MA	MORSETTIERA ARRIVO LINEA _ POWER INLET TERMINAL BOARD ANSCHLUSSBRETT _ BORNES ARRIVE LIGNE _ BLOQUE TERMINAL LÍNEA
R1	RESISTENZA _ HEATING ELEMENT HEIZKOERPER _ RESISTANCE _ RESISTENCIA

Prima di intervenire sull' apparecchiatura, scollegare l' alimentazione elettrica - Unplug the power supply before operating on the appliance
Bevor am gerät arbeiten ausschalten srè die elektrische speisung
Avant d'intervenir sur l'appareil, dèconnectez l'alimentation èlectrique - Desconectar el alimentaciòn antes cualquier intervenciòn sobre el aparato

MODELLO:	FRYTOP - GRILLADE - GRILLPLATTEN - GRILLPLAAT	nome: Lot F.	data: 10/03/2015	modif.:
		CODICE: 251.997.13		FOGLIO: 1/1

LA DITTA SI RISERVA, A TERMINI DI LEGGE, LA PROPRIETA' DI QUESTO DISEGNO CON DIVIETO DI RIPRODURLO O RENDERLO PUBBLICO A TERZI SENZA LA SUA AUTORIZZAZIONE